





-  Traffic Pattern to Enter/Exit
-  Foot Traffic to Bus Service Area or Ticket Desk
-  Traffic Pattern to Trans-Bridge Lines Customer 10-min parking for ticket purchasing/parking permits only.
-  Passenger pickup/drop-off area

Pink lane is for cars dropping off / picking up passengers

Lot Entrance

Lot Exit

Catch the Bus Here!

BUS LOOP

Airport Rental Car Lot
DO NOT PARK

RENTAL CAR LOT

Bert Daday Drive

Airport Road

Enter ABE

City Line Road

Leave ABE

Main Terminal

BAGGAGE CLAIMS

Tickets/
Parking Permits

Enter Lower Level Here for Tickets

If you don't want to walk, follow Arrivals Ramp to (3) 10-minute parking spots marked TBL ONLY. FYI - You'll need to loop around the ABE to get back to the TBL Customer Parking Lot. Remember, there are only 3 spots!

10-minute TBL parking spots are just past the main entrance, on the right.

